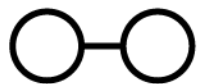


DRAW GANDHI 1



1st Step : draw two small circle.

DRAW GANDHI 1



2nd Step: join the circle with a line.

DRAW GANDHI 1




3rd Step : add a semicircle on top


DRAW GANDHI 1




4th Step : Add a big semicircle below



DRAW GANDHI 1




DRAW GANDHI 2

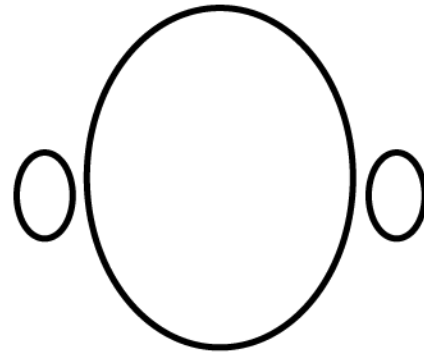


1st Step : Draw a oval

DRAW GANDHI 1




DRAW GANDHI 2

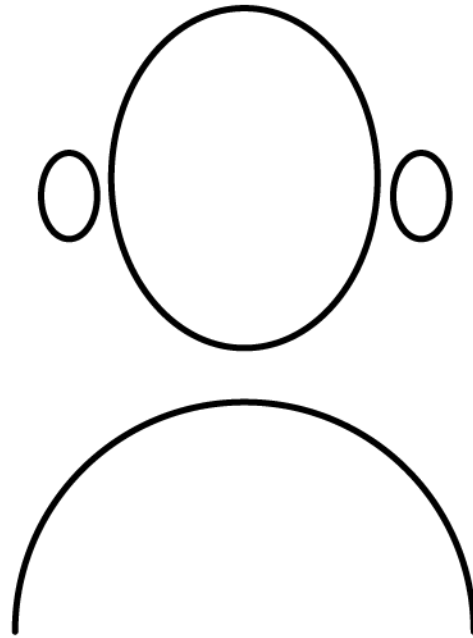


2nd step : Draw two small oval on
Two sides

DRAW GANDHI 1




DRAW GANDHI 2




3rd Step: Draw a big semicircle below

DRAW GANDHI 1




DRAW GANDHI 2




4th Step: Add a line touching the Semicircle.

DRAW GANDHI 1




DRAW GANDHI 2




DRAW GANDHI 3



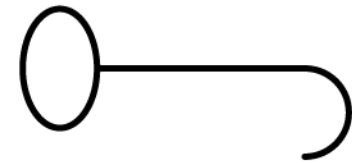
DRAW GANDHI 1



DRAW GANDHI 2




DRAW GANDHI 3




2nd step: Add a line from
Between the oval and make
Curve in the end.

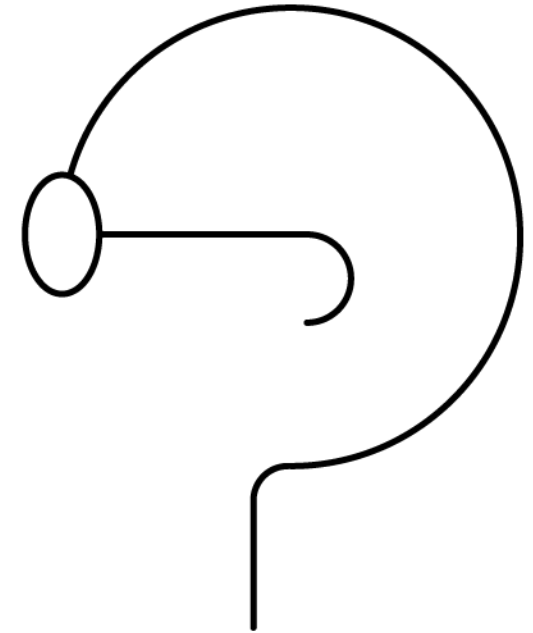
DRAW GANDHI 1



DRAW GANDHI 2



DRAW GANDHI 3



3rd Step: Draw a semicircle from The top of the oval and extend with A line.